



CLAY / MUD THERAPY

Client Care Form

Personal Detail

Name: _____ Date: _____
 Phone: _____ Email: _____
 Address: _____

Top 3 Main health concerns / reason for appointment (in order of urgency)		Practitioner Notes
1.	_____	When did this start? _____

2.	_____	When did this start? _____

3.	_____	When did this start? _____

Other health concerns: _____

SCAR / INJURY CHART

Directions

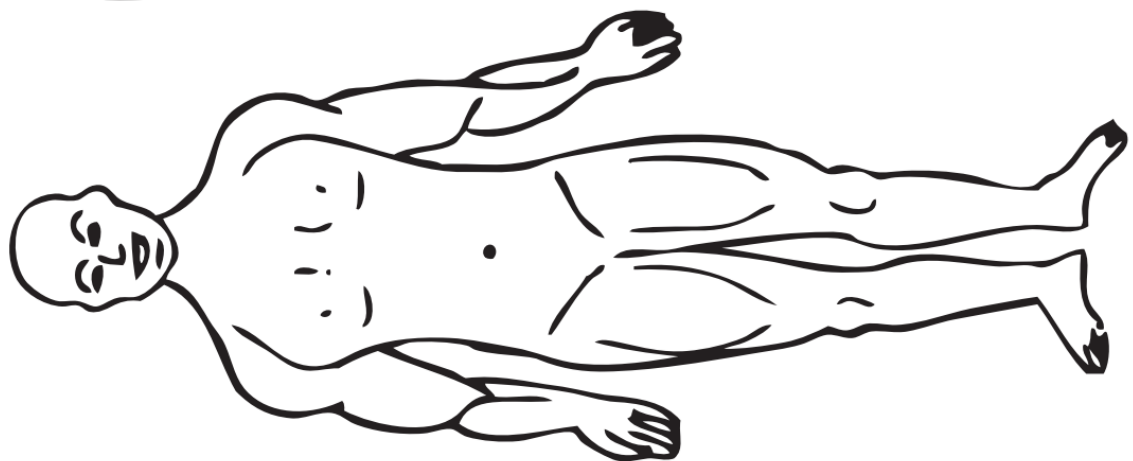

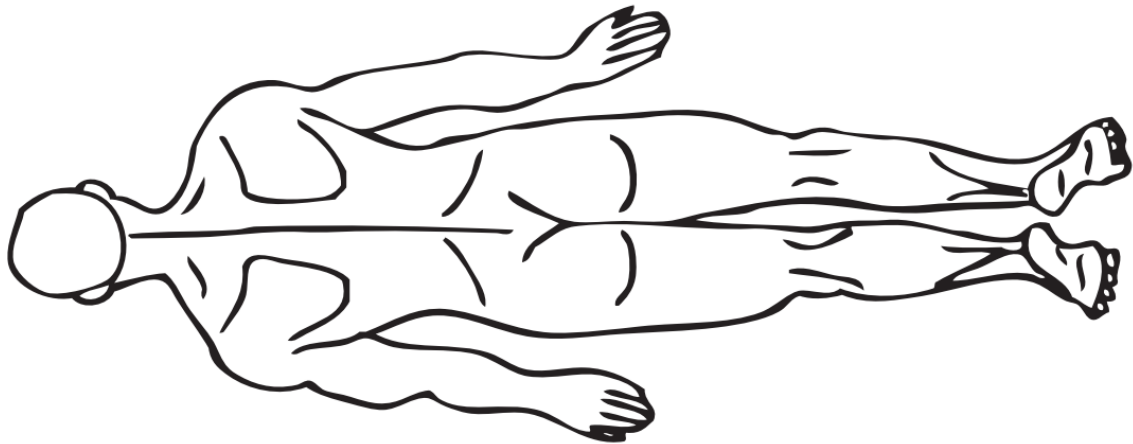
All Scars. Please draw a red line on the drawing where you have scars, even if they are very old. Don't forget C-sections, vaccination scars, episiotomies, surgeries, earring puncture holes, tattoos, facelift scars, vasectomies, all injection sites (no matter how long ago), old burn areas, etc.

All Trauma Areas. Please put a red X where you have had trauma even if it is very old. Don't forget previous sprains, burns, falls, whiplash (from auto accidents), radiation, etc.

Internal Metal: Please draw a circle on the drawing if you have any type of internal metal objects, such as a surgical steel pin, metal plate, hip replacement, surgical wire mesh, etc.

Date of injury and type of injury. Draw a line from each of the above injury areas and print the type of injury and approximate date of injury. (For example, draw a line from a shoulder trauma area and print "car accident, 1988.")

Rev. 07-18-07



DENTAL CHART

Dental: Do you have amalgam fillings? YES / NO Dentures/root fillings? YES / NO
 Do you require dental work at the moment? YES / NO _____

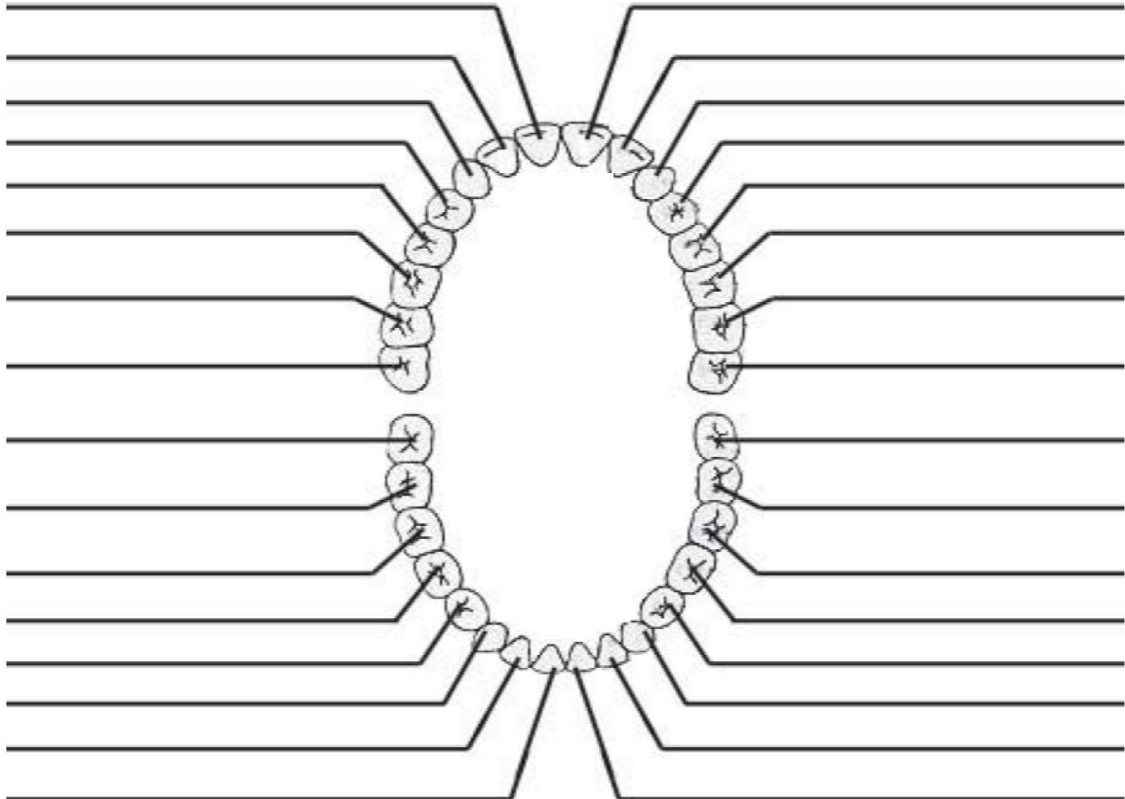
Directions: Please fill in the Dental History Chart below by writing down what was done to each tooth and the approximate age it was done. *For an extracted tooth, put an X over the tooth.* For example, on the line for left lower second molar, you might write: "Silver filling, age 22."

Please use the following descriptors:

Silver filling	Composite filling	Gold crown	Root canal	Post (in root canal)
Bridge (<i>circle teeth</i>)	Full denture	Extracted tooth	Partial denture	

RIGHT

LEFT



The diagram shows a dental chart with two arches: upper and lower. Each arch has 16 teeth represented by small circles. Lines extend from each tooth to a horizontal line for notes. The chart is oriented with 'RIGHT' on the left and 'LEFT' on the right.